





# Staff Budget Survey



1. Please select the building or school(s) where you teach or work:			Response Percent	Response Count
Adminstration Building	<input type="checkbox"/>		1.2%	11
Bearfield	<input type="checkbox"/>		0.7%	6
Benton	<input type="checkbox"/>		4.6%	42
Blue Ridge	<input type="checkbox"/>		3.3%	30
Building Services	<input type="checkbox"/>		1.2%	11
Business Services	<input type="checkbox"/>		0.8%	7
Career Center	<input type="checkbox"/>		2.8%	26
Cedar Ridge	<input type="checkbox"/>		1.4%	13
Derby Ridge	<input type="checkbox"/>		4.0%	37
Douglass	<input type="checkbox"/>		2.3%	21
Early Childhood Center	<input type="checkbox"/>		0.8%	7
Fairview	<input type="checkbox"/>		5.0%	46
Field	<input type="checkbox"/>		2.5%	23
Gentry	<input type="checkbox"/>		2.8%	26
Gifted Center	<input type="checkbox"/>		1.1%	10
Grant	<input type="checkbox"/>		0.2%	2
<b>Hickman</b>	<input type="checkbox"/>		<b>7.7%</b>	71
Jefferson Jr.	<input type="checkbox"/>		3.7%	34
Lange	<input type="checkbox"/>		3.6%	33
Lee	<input type="checkbox"/>		1.6%	15
Midway Heights	<input type="checkbox"/>		2.2%	20
Mill Creek	<input type="checkbox"/>		4.0%	37
New Haven	<input type="checkbox"/>		1.5%	14
Oakland	<input type="checkbox"/>		3.4%	31



Parkade		3.8%	35
Paxton Keeley		7.1%	65
Ridgeway		2.4%	22
Rock Bridge High		5.2%	48
Rock Bridge Elementary		2.7%	25
Russell		3.3%	30
Shepard		4.0%	37
Smithton		3.6%	33
Two Mile Prairie		1.5%	14
Vandiver		6.7%	61
West Blvd.		3.7%	34
West Junior		4.1%	38
Other		3.7%	34
If Other Please Specify:			24
<b>answered question</b>			<b>917</b>
<b>skipped question</b>			<b>0</b>



2. Should we continue having the semester end before winter break? (secondary only)			
		Response Percent	Response Count
Yes		75.8%	254
No		12.8%	43
Indifferent		11.3%	38
Comments:			49
<b>answered question</b>			<b>335</b>
<b>skipped question</b>			<b>582</b>

3. Are there programs you can do without?			Response Percent	Response Count
Yes			46.0%	306
No			54.4%	362
			Please specify:	331
			<b>answered question</b>	<b>665</b>
			<b>skipped question</b>	<b>252</b>

4. Are there positions you can do without?			Response Percent	Response Count
Yes			56.7%	377
No			43.5%	289
			Please specify:	397
			<b>answered question</b>	<b>665</b>
			<b>skipped question</b>	<b>252</b>

5. Is there equipment you can do without?			Response Percent	Response Count
Yes			30.4%	202
No			69.6%	463
			Please specify:	254
			<b>answered question</b>	<b>665</b>
			<b>skipped question</b>	<b>252</b>

6. Are there materials and supplies you can do without?			Response Percent	Response Count
Yes			28.1%	187
No			72.8%	484
			Please specify:	249
			<b>answered question</b>	<b>665</b>
			<b>skipped question</b>	<b>252</b>

7. Are there other items not mentioned here you can do without?			Response Percent	Response Count
Yes			29.5%	196
No			71.3%	474
			Please specify:	211
			<b>answered question</b>	<b>665</b>
			<b>skipped question</b>	<b>252</b>